


HINDUSTAN INSTITUTE OF TECHNOLOGY & SCIENCE
(Deemed to be University u/s 3 of the UGC Act, 1956)
No.1, Rajiv Gandhi Salai (OMR), Padur, (Via) Kelambakkam, Chennai - 603 103


BALANCE SHEET AS AT 31ST MARCH, 2022


PARTICULARS	SCH	CURRENT YEAR 2021-22	PREVIOUS YEAR 2020-21
LIABILITIES			
HEAD OFFICE ACCOUNT		Rs. 49,54,10,811	Rs. 48,90,82,095
LOAN FUNDS	1	1,05,98,81,126	97,82,55,495
CURRENT LIABILITIES	2		
SUNDRY CREDITORS		19,64,78,399	15,39,22,063
TOTAL		1,75,17,70,337	1,62,12,59,653
ASSETS			
FIXED ASSETS	3	1,33,47,07,468	1,27,58,05,405
CURRENT ASSETS, LOANS AND ADVANCES			
A. CURRENT ASSETS			
1. CASH & BANK BALANCES	4	2,86,09,736	6,53,92,256
2. FIXED DEPOSIT - BANKS		60,08,635	78,35,900
3. ENDOWMENT FUND DEPOSIT		5,00,00,000	5,00,00,000
		8,46,18,371	12,32,28,156
B. LOANS AND ADVANCES	5	32,57,65,960	21,42,30,785
C. OTHER DEPOSITS	6	66,78,538	79,95,307
TOTAL		1,75,17,70,337	1,62,12,59,653
Notes on Accounts	7		


For HINDUSTAN INSTT. OF TECHNOLOGY & SCIENCE

To be read with our report of even date
For ALLADI KRISHNAN & KUMAR,
Chartered Accountants,
Firm Reg. No. 100282W


Dr. Elizabeth Verghese
President



Dr. Anand Jacob Verghese
Vice President


Ashok Verghese
Treasurer


Venkatesh.R
Partner
M No.22149

UDIN : 22022149AXKPVY8982

Place: Chennai
Date: 02.09.2022



HINDUSTAN INSTITUTE OF TECHNOLOGY & SCIENCE

(Deemed to be University u/s 3 of the UGC Act, 1956)


No.1, Rajiv Gandhi Salai (OMR), Padur, (Via) Kelambakkam, Chennai - 603 103

INCOME AND EXPENDITURE ACCOUNT FOR THE YEAR ENDED 31ST MARCH 2022

PARTICULARS	CURRENT YEAR 2021-2022	PREVIOUS YEAR 2020-2021
INCOME	Rs.	Rs.
REGISTRATION FEE	86,53,352	72,87,912
PROSPECTUS	53,447	50,500
TUITION FEES	1,33,26,29,716	1,05,66,33,790
HOSTEL FEES	2,30,28,464	59,65,778
BUS FEES	92,18,050	13,59,740
EXAMINATION FEE	72,64,801	1,23,02,930
INTEREST	60,76,073	52,95,725
RENT - CAMPUS FACILITIES	2,72,88,358	7,13,492
MISCELLANEOUS INCOME	1,87,039	2,94,228
GRANT / PROJECT FUND	1,22,40,052	60,01,231
TOTAL	1,42,66,39,353	1,09,59,05,326
EXPENDITURE		
SALARY, WAGES & ALLOWANCES	39,77,83,335	30,15,02,763
STAFF WELFARE	1,50,18,147	1,55,92,926
AFFILIATION / ACCREDITATION EXPENSES	46,50,800	41,78,544
RESEARCH & DEVELOPMENT EXPENSES	1,39,21,225	72,15,432
SEMINAR & CONFERENCE/SYMPOSIUM	11,54,664	13,15,494
TEACHING & TRAINING EXPENSES	6,26,66,818	1,97,53,401
SCHOLARSHIP, PRIZE & AWARDS	35,85,18,785	28,66,26,412
ELECTRICITY CHARGES	1,54,75,962	1,01,57,935
BUILDING MAINTENANCE	74,30,076	2,24,74,925
REPAIR & MAINT. - VEHICLES	1,84,85,521	1,45,91,973
REPAIRS AND MAINTENANCE - GENERAL	2,39,25,415	1,63,96,708
ADVERTISEMENT & PUBLICITY	9,10,85,152	6,71,05,877
PRINTING & STATIONERY	81,24,443	42,53,759
TRAVELLING & CONVEYANCE	1,99,26,799	82,73,345
LAB EXPENSES	3,58,091	7,14,995
LEGAL & CONSULTANCY CHARGES	2,90,99,711	2,88,16,240
SPORTS EXPENSES	27,64,182	15,38,331
SECURITY & HOUSE KEEPING CHARGES	2,80,05,736	1,51,70,001
LIBRARY EXPENSES	65,276	9,83,495
SUBSCRIPTION & MEMBERSHIP	40,12,142	28,08,239
POSTAGE & TELEPHONES	48,29,041	41,71,111
INSURANCE EXPENSES	9,26,881	6,49,700
INTEREST & FINANCE CHARGES	14,27,53,596	12,51,68,187
RENT, RATE & TAXES	1,52,28,007	94,78,426
AUDITORS REMUNERATION	10,03,000	9,73,500
GENERAL & MISC EXPENSES	39,99,696	52,10,113
CM RELIEF FUND	11,57,647	-
LOSS ON SALE OF ASSET	13,36,308	17,74,735
DEPRECIATION	10,79,04,182	10,56,88,080
EXCESS OF INCOME OVER EXPENDITURE	4,50,28,716	1,33,20,679
TOTAL	1,42,66,39,353	1,09,59,05,326

For HINDUSTAN INSTT. OF TECHNOLOGY & SCIENCE



Dr. Elizabeth Verghese
President


Dr. Anand Jacob Verghese
Vice President


Ashok Verghese
Treasurer

To be read with our report of even date

For ALLADI KRISHNAN & KUMAR,
Chartered Accountants,
Firm Reg. No. 100282W


Venkatesh.R
Partner

M No.22149

UDIN : 22022149AXKPVY8982

Place: Chennai
Date: 02.09.2022

